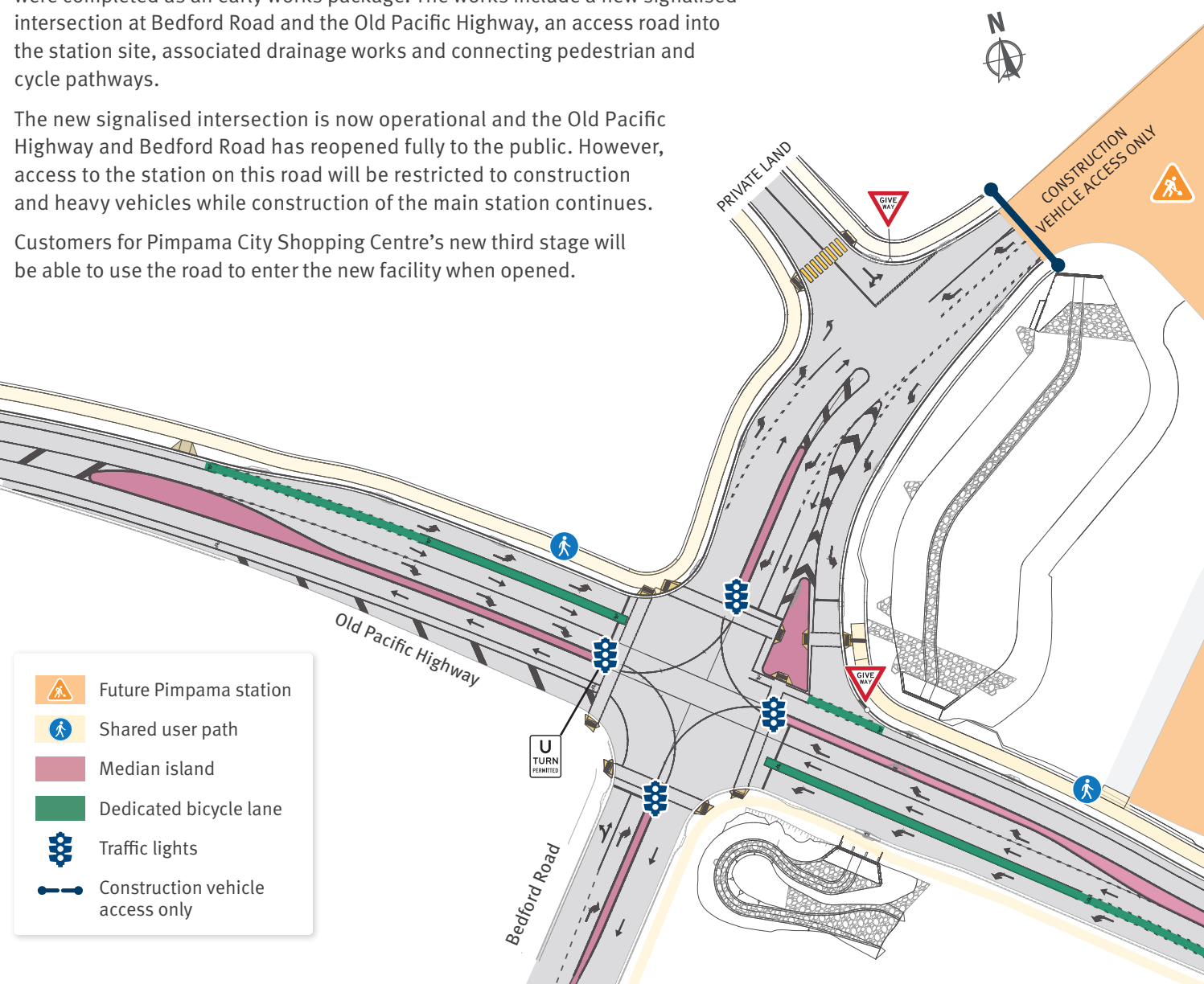


Early works complete - Station access road, signalised intersection and drainage

Construction of the new Pimpama station access road and associated drainage were completed as an early works package. The works include a new signalised intersection at Bedford Road and the Old Pacific Highway, an access road into the station site, associated drainage works and connecting pedestrian and cycle pathways.

The new signalised intersection is now operational and the Old Pacific Highway and Bedford Road has reopened fully to the public. However, access to the station on this road will be restricted to construction and heavy vehicles while construction of the main station continues.

Customers for Pimpama City Shopping Centre's new third stage will be able to use the road to enter the new facility when opened.



- Future Pimpama station
- Shared user path
- Median island
- Dedicated bicycle lane
- Traffic lights
- Construction vehicle access only

Enquiries and project information

If you have any enquiries or wish to speak with a member of the project team, please contact 1800 010 875 or email pimpamastation@adcoconstruct.com.au.

Alternatively, you can drop in to the public information centre on the corner of Gainsborough Drive and Mebbin Street.

Visit our website

Subscribe to updates at crossriversrail.qld.gov.au

cross river rail

Follow us on social

For project updates, exciting news and more.



1800 010 875
pimpamastation@adcoconstruct.com.au
crossriversrail.qld.gov.au/gold-coast

If you need an interpreter to assist you in understanding this document, please call the Translation and Interpreting Service (ITS National) on 131 450 and request to be transferred to Multicultural Affairs Queensland on 13 QGOV (13 74 68).



CROSSRIVERRAIL
GOLD COAST STATIONS

ADCO

February 2024



Digital illustration only

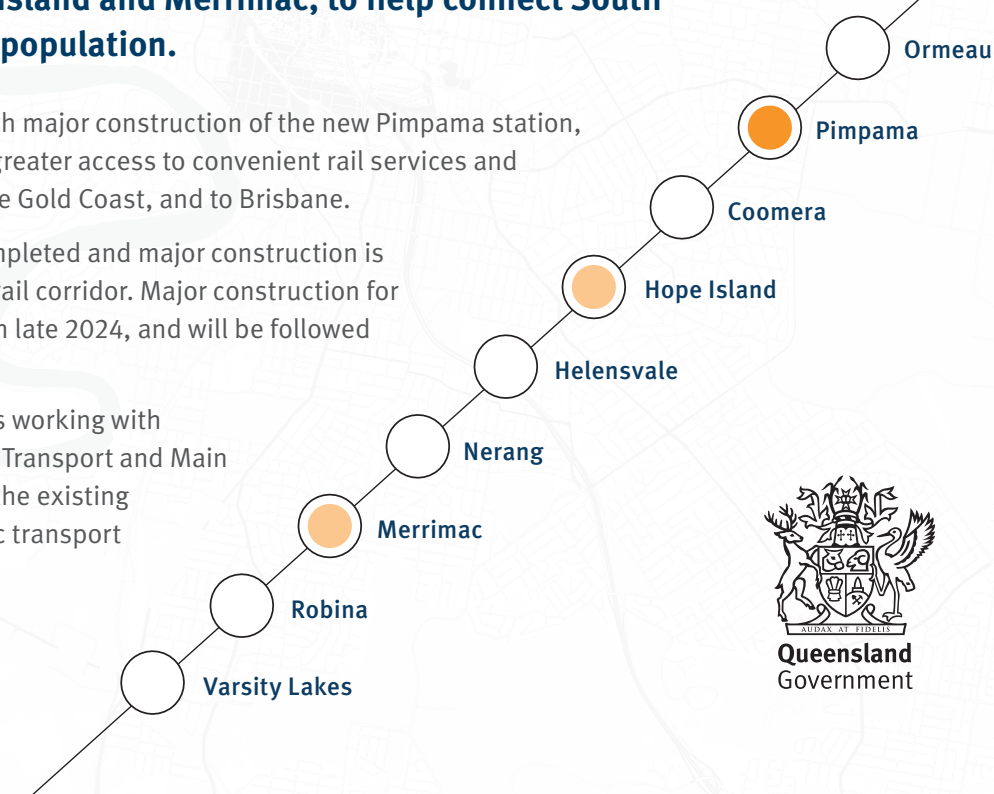
Pimpama station design

Cross River Rail is transforming the way we travel across all of South East Queensland. The Cross River Rail Delivery Authority is delivering three new stations at Pimpama, Hope Island and Merrimac, to help connect South East Queensland's growing population.

ADCO Constructions are progressing with major construction of the new Pimpama station, which will provide the community with greater access to convenient rail services and expand options for easy travel within the Gold Coast, and to Brisbane.

Final design of the station has been completed and major construction is progressing both onsite and within the rail corridor. Major construction for Pimpama is expected to be completed in late 2024, and will be followed by a testing and commissioning phase.

The Cross River Rail Delivery Authority is working with Queensland Rail and the Department of Transport and Main Roads to integrate the new station into the existing network, as well as aligning other public transport service connections for the community.



Features of the new Pimpama station

Pimpama station will feature:

- › onsite parking and passenger drop-off facilities
- › connections to pedestrian and cycle paths
- › accessible features such as parking, wayfinding signage and platform access
- › integration with the current public transport network
- › a new signalised intersection
- › undercover lock-up enclosure for 40 bicycles
- › lighting and CCTV throughout the carpark and station.



Take a look

Scan the QR code to see Pimpama station design in 360 degrees, or visit our website: crossriverrail.qld.gov.au/panorama/pimpama

Following community consultation and co-design with the Cross River Rail Accessibility Reference Group, the following features were included to enhance the station design:

- › combining Stages 1 and 2 car parking, to deliver approximately 380 spaces from day one of station operations, with future expansion options available for approximately another 200 car parks
- › inclusion of pedestrian access to the station from the eastern side via Kosciuszko Circuit
- › additional bicycle infrastructure, including outdoor bicycle racks
- › increased size of taxi and kiss ‘n’ ride bays, wayfinding signage and platform access
- › enhanced accessible boarding points
- › improved location and layout for accessible and ambulant toilets
- › inclusion of assistance animal relief area.



Pimpama station construction

Major construction of Pimpama station is complex due to the location within a constrained rail corridor.

Construction progress so far has included:

- › Installation of 189 piles for the retaining wall, station building foundations, and platform foundations
- › Installing overhead portals and electrical equipment
- › Earthworks for the future car park including drainage installation
- › Constructing the eastern side retaining wall
- › Preparation work for installation of the station platforms.



Find out more

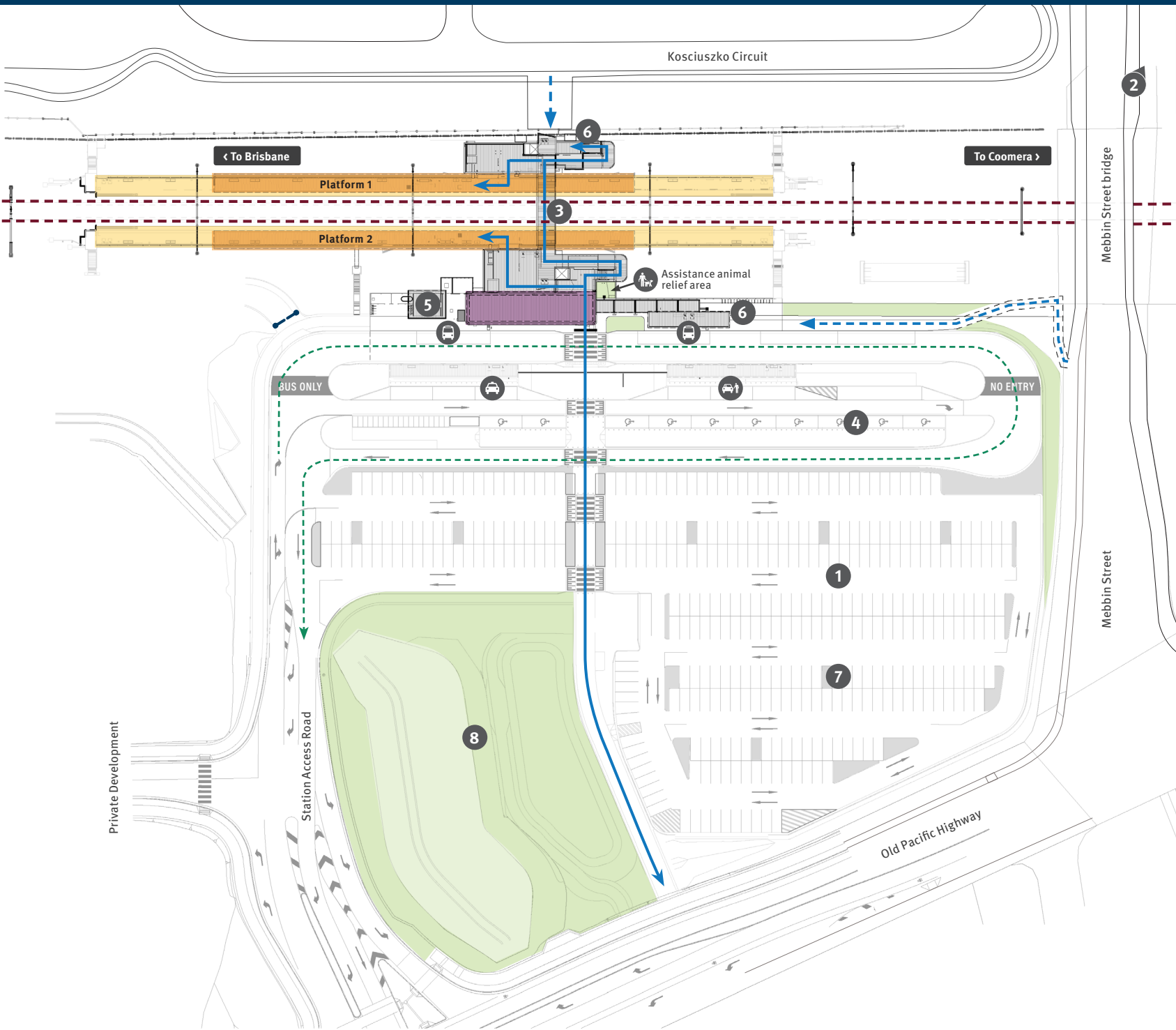
Come and chat to us at a pop-up information session:

- › Wednesday 13 March 2024, 7-9am
Whistlestop, 88 Pimpama Jacobs Well Rd, Pimpama
- › Saturday 16 March 2024, 9am-1pm
Pimpama Junction, 28 Dixon Drive, Pimpama



Stay up to date

Subscribe to receive construction updates at crossriverrail.qld.gov.au



Station features

- | | | |
|--|--|---|
| 1 Approximately 380 car parks | 6 Outdoor bicycle racks | Primary pedestrian route |
| 2 Future carpark expansion – provision for approximately another 200 car parks on corner of Mebbin Street and Gainsborough Drive (580 total) | 7 Lighting and CCTV throughout station and carpark | Secondary pedestrian route |
| 3 Pedestrian overpass with lifts on each platform (for two-way access) | 8 Bioretention (storm water) basin | Bus route |
| 4 Ten accessible car parks | Taxi bays | Railway track |
| 5 40-bicycle lock-up enclosure | Kiss ‘n’ ride bays | Two platforms |
| | Assistance animal relief area | Platform canopies |
| | Bus stops and covered waiting shelter | Station building and ticketing facilities |
| | | Landscaping |
| | | Overhead line equipment |